



Republic of the Philippines
Department of Education
REGION II - CAGAYAN VALLEY
SCHOOLS DIVISION OF BATANES

Advisory No. 077 s. 2023
September 8, 2023

In compliance with DepEd Order No. 8, s. 2013 this advisory is issued for the information of the ASDS, Chief Education Supervisors, Education Program Supervisors, Elementary and Secondary School Heads, All Others Concerned.


RESULTS OF POST-ASSESSMENTS IN READING FOR SY 2022-2023

This is to inform the schools of the results of Post-assessments in Reading for the School Year 2022-2023 under Phil-IRI and Project Read, Read, Read Year 2. (See Attachment No. 1, 2, 3, and 4).


The reading posttest results may form part of the baseline data of schools which are basis for preparing Innovations and Projects for the School Year 2023-2024. Proposals for approval are to include DepEd Memorandum 173, s. 2019- Hamon: Bawat Bata Bumabasa (3Bs Initiative) and Project BDP (Brigadahan sa Pagbasa) as legal bases and mother programs.

Immediate dissemination of this Advisory is desired.

ALFREDO B. GUMARU JR. EdD, CESO V
Schools Division Superintendent



CID/vbg/cga

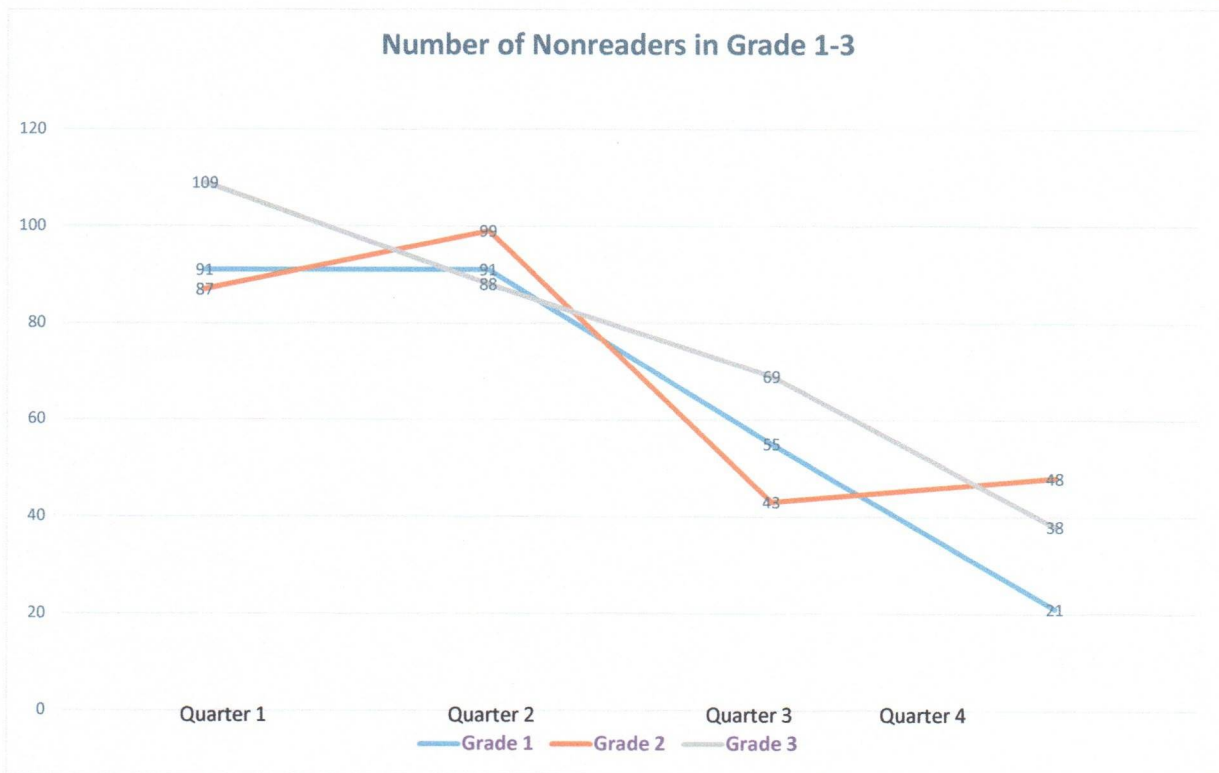


Address: Basco, Batanes, 3900
Contact No.: 09603974200
Email Address: batanes@deped.gov.ph
Facebook: facebook.com/deped.batanes
Website: <https://batanes.deped.gov.ph>

Doc Code:	FM-ORD-006	Rev:	01
As of:	Jan 25, 2021	Page:	1

MONITORING TOOL FOR PROJECT READ, READ, READ Y2
School Year 2022 - 2023

Grade / Language	No. of Learners	No. of Non-Readers in Q1 (Pretest)	No. of Non-Readers in Q2	No. of Non-Readers in Q3	No. of Non-Readers in Q4	% of Nonreaders during Pretest	% of NonReaders EOSY	% of Increase from Pretest	% of Readers
1 - Ivatan	280	91	91	55	21	32.5	7.50	25.00	92.50
2 - Filipino	331	87	99	43	48	26.28	14.50	11.78	85.50
3 - English	288	109	88	69	38	37.85	13.19	24.65	86.81
Total	899				107		11.90	20.48	
Division AVERAGE									88.10



Analysis of results:

1. There are 899 learners who were part and assessed in Project Read, Read, Read Year 2.
2. The Grade 1 learners were only assessed after the second quarter when they are expected to start learning to read.
3. Aside from Grade 1 pupils, the Grade 3 learners showed the greatest improvement in readers percentage from 61.89% to 86.81%.
4. Considering the Grade 1 learners percentage of reading in Q2, the Division percentage of readers in Grades 1-3 increased by 20.61% (from 67.66 to 88.10) by the end of the school year.

Prepared by:

Carmencita G. Adami
CARMENCITA G. ADAMI
 EPS-English

Noted by:

Violda B. Gasilao
VIOLETA B. GASILAO
 Immediate Chief

PRRR Form 3- Division Consolidated Report

_ 4 _ QUARTER CONSOLIDATED REPORT												
<i>Name of School</i>	GRADE 1: <i>Ivatan</i>				GRADE 2: <i>Filipino</i>				GRADE 3: <i>English</i>			
	No. of learners	No. of Non Readers	% of Non Readers	% of Readers	No. of learners	No. of Non Readers	% of Non Readers	% of Readers	No. of learners	No. of Non Readers	% of Non Readers	% of Readers
Basco CS	83	1	1.20	98.80	113	27	23.89	76.11	83	10	12.05	87.95
Diptan ES	34	8	23.53	76.47	33	4	12.12	87.88	41	5	12.20	87.80
Chanarian ES	4	1	25.00	75.00	4	0	0.00	100.00	4	0	0.00	100.00
Tukon ES	2	0	0.00	100.00	4	2	50.00	50.00	3	0	0.00	100.00
Valugan IS	12	0	0.00	100.00	13	1	7.69	92.31	12	4	33.33	66.67
Mahatao ES	20	3	15.00	85.00	19	0	0.00	100.00	16	4	25.00	75.00
Diura BS	3	0	0.00	100.00	3	0	0.00	100.00	2	0	0.00	100.00
Ivana ES	20	0	0.00	100.00	20	0	0.00	100.00	27	2	7.41	92.59
San Vicente ES	3	1	33.33	66.67	12	2	16.67	83.33	3	3	100.00	0.00
Uyugan ES	9	0	0.00	100.00	9	0	0.00	100.00	10	0	0.00	100.00
Itbud IS	10	0	0.00	100.00	11	0	0.00	100.00	8	1	12.50	87.50
Imnajbu ES	4	0	0.00	100.00	8	0	0.00	100.00	0	0	#DIV/0!	#DIV/0!
Sabtang CS	13	3	23.08	76.92	23	6	26.09	73.91	11	1	9.09	90.91
Nakanmuan ES	0	0	#DIV/0!	#DIV/0!	1	0	0.00	100.00	0	0	#DIV/0!	#DIV/0!
Sumnanga ES	5	0	0.00	100.00	9	0	0.00	100.00	12	2	16.67	83.33
Chavayan ES	2	0	0.00	100.00	1	0	0.00	100.00	3	2	66.67	33.33
Savidug ES	0	0.00	#DIV/0!	#DIV/0!	2	0	0.00	100.00	3	0	0.00	100.00
Itbayat CS	21	0	0.00	100.00	25	0	0.00	100.00	16	1	6.25	93.75
Raele IS	12	2	16.67	83.33	6	6	100.00	0.00	13	3	23.08	76.92
Mayan ES	20	1	5.00	95.00	14	0	0.00	100.00	16	0	0.00	100.00
Yawran BS	3	1	33.33	66.67	1	0	0.00	100.00	5	0	0.00	100.00
TOTAL	280	21	7.50	92.50	331	48	14.50	85.50	288	38	13.19	86.81

Prepared by:


CARMENCITA G. ADAMI
 EPS- Proponent

DIVISION SUMMARY OF READING PROFILE

SCHOOL	Pupils Tested		FRUSTRATION			INSTRUCTIONAL			INDEPENDENT			NONREADER			Summary		
	PRE	POST	Pre	Post	Diff	Pre	Post	Diff	Pre	Post	Diff	Pre	Post	Improv ement	Increase	Test takers	Improve ment
BCS	310	313	69	12	57	92	96	4	149	205	56	10	3	7	124	313	39.62
CES	21	21	0	1	-1	8	4	-4	13	16	3	0	0	0	2	21	9.52
TES	10	12	1	0	1	8	4	-4	1	8	7	4	4	0	8	12	66.67
VIS	51	50	13	7	6	15	8	-7	23	35	12	0	0	0	12	50	24.00
DES	121	133	18	14	4	21	27	6	82	92	10	14	0	14	34	133	25.56
MES	72	75	7	7	0	18	9	-9	47	59	12	3	0	3	15	75	20.00
DBS	3	4	0	0	0	1	1	0	2	3	1	1	0	1	2	4	50.00
IES	92	91	24	8	16	20	21	1	48	62	14	0	0	0	31	91	34.07
SVES	11	14	2	3	-1	0	4	4	9	7	-2	5	1	4	5	14	35.71
UES	35	35	4	0	4	5	3	-2	26	32	6	0	0	0	8	35	22.86
IIS	46	47	8	5	3	15	17	2	23	25	2	2	1	1	8	47	17.02
ImES	15	15	0	1	-1	2	8	6	13	6	-7	0	0	0	-7	15	-46.67
SCS	48	48	10	0	10	20	13	-7	18	35	17	0	0	0	27	48	56.25
NES	4	4	1	0	1	2	2	0	1	2	1	0	0	0	2	4	50.00
SES	39	30	6	6	0	14	12	-2	19	12	-7	1	0	1	-8	30	-26.67
ChavES	9	10	0	3	-3	4	3	-1	5	4	-1	2	1	1	-2	10	-20.00
SavES	18	18	4	2	2	4	6	2	10	10	0	0	0	0	4	18	22.22
ICS	84	84	6	0	6	12	2	-10	66	82	16	0	0	0	12	84	14.29
RIS	48	48	11	2	9	12	16	4	25	30	5	0	0	0	18	48	37.50
MES	64	64	32	17	15	21	21	0	11	26	15	0	0	0	30	64	46.88
YBS	18	19	1	2	-1	10	10	0	7	7	0	0	0	0	-1	19	-5.26
	1119	1145	217	90	127	304	297	-7	598	758	160	40	9	31	324	1145	28.30

Less test taker

Not in Pretest

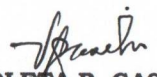
Analysis:

1. Of the 1145 learners who took the post test, 28.30% improved from being nonreaders, readers under frustration and instructional level to Instructional or Independent Levels.
2. There are 17/21 schools or 81% who improved in reading and 4 schools who decreased with 2 of these who probably were not the same pupils tested in pre and post test.
3. Nonreaders decreased by 31- from 40 during the pretest to only 9 during the posttest.

Prepared by:


CARMENCITA G. ADAMI
 EPS-English

Noted by:


VIOLETA B. GASILAO
 CID Chief

PHIL-IRI REPORT 2022-2023

Division Batanes

English-Elementary

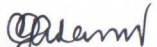
DIVISION SUMMARY OF READING PROFILE

SCHOOL	Pupils Tested		FRUSTRATION			INSTRUCTIONAL			INDEPENDENT			NONREADER			Summary		
	PRE	POST	Pre	Post	Diff	Pre	Post	Diff	Pre	Post	Diff	Pre	Post	Improv ement	Increase	Test takers	Improve ment
BCS	267	243	67	12	55	75	70	-5	89	161	72	12	2	10	132	243	54.32
CES	17	17	1	0	1	1	4	3	15	13	-2	0	0	0	2	17	11.76
TES	7	8	1	0	1	5	2	-3	1	6	5	4	3	1	4	8	50.00
VIS	39	30	8	5	3	14	10	-4	17	15	-2	9	0	9	15	39	38.46
DES	94	92	16	9	7	8	17	9	70	66	-4	0	0	0	12	92	13.04
MES	58	60	8	7	1	18	11	-7	32	42	10	2	0	2	6	60	10.00
DBS	2	2	0	0	0	2	0	-2	0	2	2	0	0	0	2	2	100.00
IES	64	66	24	7	17	14	12	-2	26	47	21	1	0	1	37	66	56.06
SVES	7	10	4	0	4	0	3	3	3	7	4	5	2	3	7	10	70.00
UES	24	25	4	1	3	3	8	5	17	16	-1	1	0	1	8	25	32.00
IIS	39	39	22	7	15	7	15	8	10	17	7	1	1	0	30	39	76.92
ImES	15	15	1	2	-1	3	7	4	11	6	-5	0	0	0	-2	15	-13.33
SCS	37	37	12	10	2	11	11	0	14	16	2	0	0	0	4	37	10.81
NES	4	4	3	0	3	1	2	1	0	2	2	0	0	0	3	4	75.00
SES	13	18	6	8	-2	5	5	0	2	5	3	5	0	5	6	18	33.33
ChavES	8	6	2	0	2	2	0	-2	4	6	2	0	0	0	2	6	33.33
SavES	15	15	8	2	6	3	8	5	4	5	1	0	0	0	12	15	80.00
ICS	65	68	3	0	3	4	3	-1	58	65	7	3	0	3	12	68	17.65
RIS	36	35	9	0	9	5	9	4	22	26	4	0	0	0	17	35	48.57
MES	46	49	21	15	6	12	14	2	13	20	7	1	0	1	16	49	32.65
YBS	12	13	2	2	0	5	5	0	5	6	1	1	1	0	1	13	7.69
	869	852	222	87	135	198	216	18	413	549	136	45	9	36	326	852	39.92


Analysis:

1. Of the 852 learners who took the post test, 39.92% improved from being nonreaders, readers under frustration and instructional level to Instructional or Independent Levels.
2. There are 20/21 schools or 95% who improved in reading and only 1 school with decrease in the post test.
3. Nonreaders decreased by 36- from 45 during the pretest to only 10 during the posttest.

Prepared by:


CARMENCITA G. ADAMI
 EPS-English

Noted by:


VIOLETA B. GASILAO
 CID Chief

SDO BATANES

KRA 2: CURRICULUM AND INSTRUCTION MANAGEMENT

Objective 12: Improved the literacy and numeracy Levels of learners in all public and private schools in the Division based on ELLNA and Phil-IRI

PHIL-IRI REPORT 2022-2023

Filipino-Secondary

DIVISION SUMMARY OF READING PROFILE

SCHOOL	Pupils Tested		FRUSTRATION			INSTRUCTIONAL			INDEPENDENT			NONREADER			Summary		
	PRE	POST	Pre	Post	Diff	Pre	Post	Diff	Pre	Post	Diff	Pre	Post	Improv ement	Increase	Test takers	Improve ment
BNSHS	664	670	298	102	196	235	392	157	131	176	45	0	0	0	398	670	59.40
MNHS	106	104	30	3	27	33	48	15	43	53	10	0	0	0	52	104	50.00
INHS	101	102	24	11	13	31	30	-1	46	61	15	1	0	1	28	102	27.45
BGCHS	31	31	0	0	0	0	0	0	31	31	0	0	0	0	0	31	0.00
IIS	38	40	16	6	10	13	16	3	9	18	9	0	0	0	22	40	55.00
VIS	34	34	5	2	3	26	10	-16	3	22	19	0	0	0	6	34	17.65
RIS	53	53	7	4	3	10	6	-4	36	43	7	0	0	0	6	53	11.32
INAHs	193	188	24	15	9	108	85	-23	61	88	27	0	0	0	13	188	6.91
SNSF	113	113	10	0	10	39	55	16	64	58	-6	0	0	0	20	113	17.70
Total/Average		1335	414	143	271	495	642	147	424	550	126	1	0	1	545	1335	27.27

Analysis:

1. There are 1335 learners who took the post test, 27.27% improved from being nonreader to reader, and from being readers under frustration and instructional level to Instructional or Independent Levels.
2. All the 9 secondary schools improved the student level of performance in reading.
3. There is no more learner assessed as a nonreaders during the posttest.

PHIL-IRI REPORT 2022-2023

English-Secondary

DIVISION SUMMARY OF READING PROFILE

SCHOOL	Pupils Tested		FRUSTRATION			INSTRUCTIONAL			INDEPENDENT			NONREADER			Summary		
	PRE	POST	Pre	Post	Diff	Pre	Post	Diff	Pre	Post	Diff	Pre	Post	Improv ement	Increase	Test takers	% of Improve ment
BNSHS	656	672	106	92	14	286	265	21	264	315	51	0	0	0	86	672	12.80
MNHS	106	104	12	0	12	28	31	3	66	73	7	0	0	0	22	104	21.15
INHS	101	101	25	9	16	13	26	13	63	66	3	1	1	0	32	101	31.68
BGCHS	31	31	7	0	7	12	0	12	12	31	19	0	0	0	38	31	122.58

IIS	45	44	14	19	-5	14	10	-4	17	15	-2	0	0	0	-11	44	-25.00
VIS	34	34	11	5	6	7	11	4	16	18	2	0	0	0	12	34	35.29
RIS	53	54	7	1	6	6	5	-1	40	48	8	0	0	0	13	54	24.07
INAHS	187	186	77	48	29	98	104	6	12	34	22	1	0	1	58	186	31.18
SNSF	113	113	51	14	37	33	46	13	29	53	24	0	0	0	74	113	65.49
Total/Ave	1326	1339	310	188	122	497	498	67	519	653	134	2	1	1	324	1339	35.47

Analysis:

1. There are 1339 learners who took the post test, 35.47% improved from being nonreader to reader, and from being readers under frustration and instructional level to Instructional or Independent Levels.
2. Among the 9 secondary schools, 8 schools or 89% improved in reading and only 1 school with decrease in the post test.
3. There is only one(1) learner assessed as a nonreaders during the posttest.